

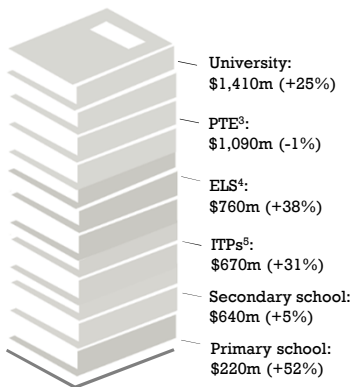
Economic value of international education to New Zealand

Total economic contribution of international education

\$5.1b

(Value Added + tax)¹

Sector



Total value of onshore economic value
\$4.8b (Value Added + tax)
\$760m increase since 2016



Total value of offshore activity²
\$0.3b
\$60m increase since 2016

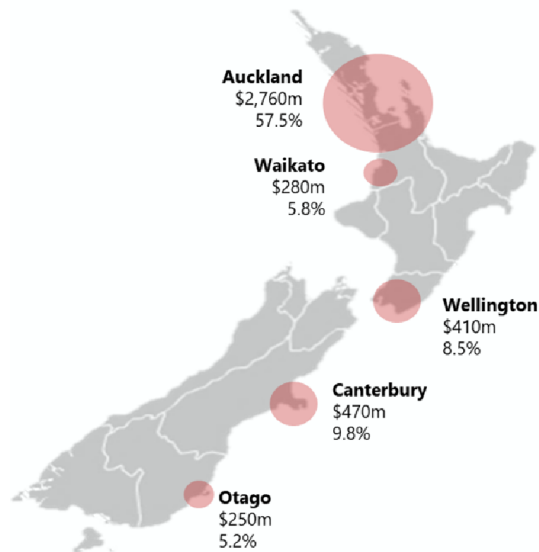


Expenditure by international students supports
47,490 jobs

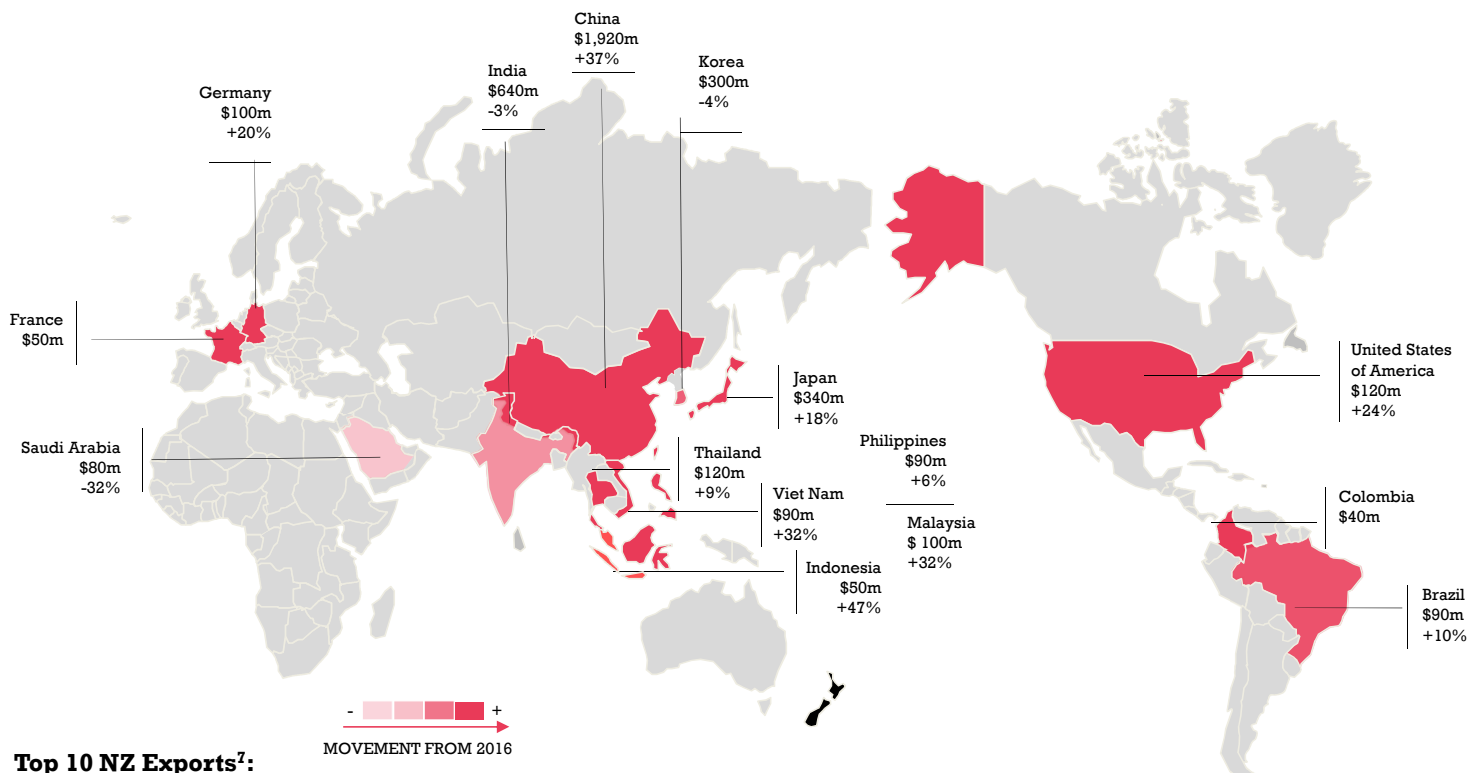


Additional value generated from visiting friends and relatives⁶
\$460m


Contribution by NZ region: value and proportion of total (Value Added + tax)



Contribution by source country: value and percentage change since 2016 (Value Added + tax)



Top 10 NZ Exports⁷:



This infographic was developed by Education New Zealand and is based on the *Economic Valuation of International Education in New Zealand 2017/18* (Market Economics). Total values may vary in this infographic due to rounding. There are differences in methodology between 2016 – 2018 (such as a different economic modelling approach and the inclusion of additional spending paid to education providers which has not previously been captured). (1) Value Added plus tax reflects the total economic contribution generated by student spending, less earnings, and includes the supply chain impacts. (2) The offshore activity valuation is based on *The Value of New Zealand's Education Exports 2017* (PWC). (3) Private Training Establishments (excluding ELS). (4) English language schools. (5) Institutes of Technology and Polytechnics. (6) The additional economic contribution and additional jobs from visiting friends and relatives are not included in the economic value as these are captured and accounted for by Tourism New Zealand. (7) NZ Export data is sourced from the Goods and Services Trade by Country: Year ended December 2017 (Statistics New Zealand).

Economic value of offshore international education to New Zealand

Total value of education exports

\$0.3b¹

\$60m increase since 2016



Educational Support Services

\$21.5m
8%



Other Tertiary Education

\$70.4m
28%



Technical and Vocational Education

\$55.6m
22%



Primary and Secondary Education

\$53.8m
21%

Key sectors (Value Added)

Total associated jobs



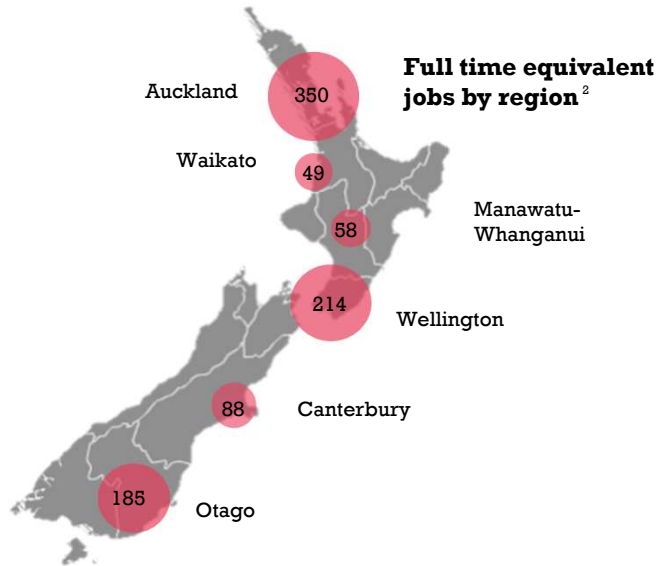
973
45%

Onshore

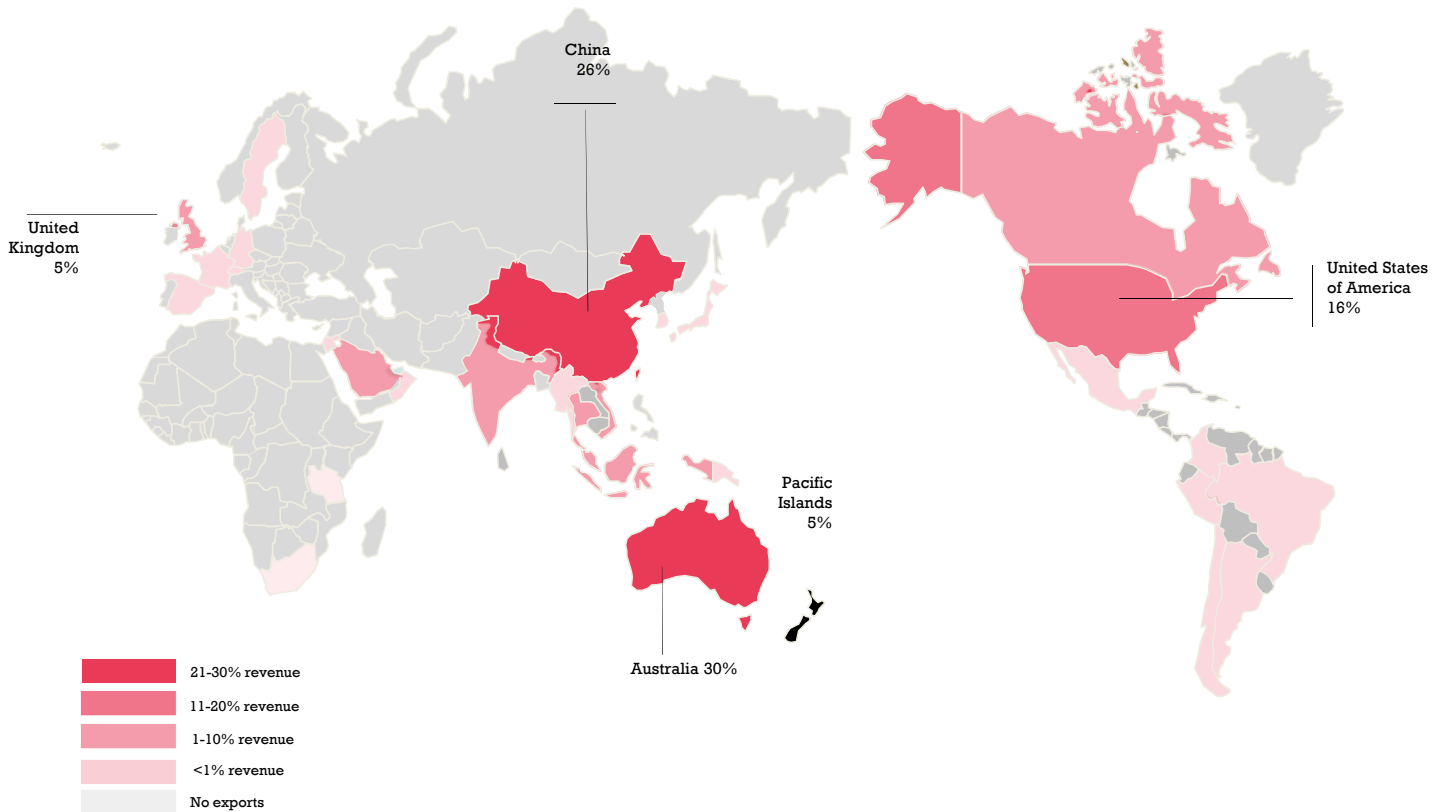


1,168
55%

Offshore



Distribution of education export earnings from NZ-based operations



(1) This infographic was developed by Education New Zealand and is based on *The Value of New Zealand's Education Exports 2017* (PWC). Total values may vary in this infographic due to rounding. (2) Full time employment, including employment generated by induced and indirect effects.